

Extra Heavy Duty Series ED, Wheel Z



max 2800 kg -30 °C - +80 °C 100-300 mm

 swivels easily	 wear resistant	 shock proof
 floor protective	 weather proof	

Material



Tread: Cast polyurethane, 95±3 Shore A
Wheel centre, Cast-iron - painted

Material Fork



For applications where a super strong and durable castor is required, one tapered roller and one axial ball bearing, dust protection ring, very strong integrated Kingpin, locked nut, grease nipple, wheel axle bolted, finish – painted

Advantages

- ✓ silent in motion
- ✓ low rolling resistance
- ✓ high abrasion and tear resistance
- ✓ high resistance to shocks
- ✓ good chemical resistance

Applications

- Metal-Technology
- Heavy duty dollies
- Trash container trucks
- Machinery moving dollies
- Workshops

- Racks
- Building-Industry
- Carpentry



SWIVEL CASTOR






























SWIVEL CASTOR WITH TOTAL LOCK



FIXED CASTOR

Dimensions

ARTICLE NUMBER	ARTICLE TYPE	WHEEL-Ø A X WIDTH B MM	LOAD CAPACITY KG	OVERALL HEIGHT H MM	DIMENSION OF TOP PLATE TP MM	HOLE SPACING HS MM	HOLE-Ø HD MM	SWIVEL RADIUS SR MM	WHEEL BEARING	PRICE €
ED 100 ZK	Swivel castor	100x30	250	145	105x85	80x60	9	91		184,20
EDF 100 ZK	Fixed castor	100x30	250	145	105x85	80x60	9			85,20
ED 102 ZK	Swivel castor	100x50	450	160	135x110	105x80	11	103		231,72
EDF 102 ZK	Fixed castor	100x50	450	160	135x110	105x80	11			123,24
ED 125 ZK	Swivel castor	125x30	300	172	135x110	105x80	11	113		215,88
EDF 125 ZK	Fixed castor	125x30	300	172	135x110	105x80	11			103,56
ED 126 ZK	Swivel castor	125x40	400	172	135x110	105x80	11	114		243,48
EDF 126 ZK	Fixed castor	125x40	400	172	135x110	105x80	11			131,28
ED 127 ZK	Swivel castor	125x50	480	172	135x110	105x80	11	115		262,44
EDF 127 ZK	Fixed castor	125x50	480	172	135x110	105x80	11			143,52
ED 150 ZK	Swivel castor	150x40	500	195	135x110	105x80	11	132		248,04
EDF 150 ZK	Fixed castor	150x40	500	195	135x110	105x80	11			135,36
ED 151 ZK	Swivel castor	150x50	800	202	135x110	105x80	13	142		295,80
EDT 151 ZK	Swivel castor with total lock	150x50	800	202	135x110	105x80	13	150		344,16
EDF 151 ZK	Fixed castor	150x50	800	202	135x110	105x80	13			162,00
ED 175 ZK	Swivel castor	175x40	650	239	135x110	105x80	13	159		297,60
EDT 175 ZK	Swivel castor with total lock	175x40	650	239	135x110	105x80	13	159		345,60
EDF 175 ZK	Fixed castor	175x40	650	239	135x110	105x80	13			159,36
ED 200 ZK	Swivel castor	200x50	1000	251	135x110	105x80	13	172		326,88
EDT 200 ZK	Swivel castor with total lock	200x50	1000	251	135x110	105x80	13	172		375,36
EDF 200 ZK	Fixed castor	200x50	1000	251	135x110	105x80	13			188,52
ED 250 ZK	Swivel castor	250x60	1400	307	200x160	160x120	15	212		528,00
EDF 250 ZK	Fixed castor	250x60	1400	307	200x160	160x120	15			345,24
ED 300 ZK	Swivel castor	300x70	1800	350	200x160	160x120	15	249		771,12
EDF 300 ZK	Fixed castor	300x70	1800	350	200x160	160x120	15			530,96

ES 301 ZK	Swivel castor	300x100	2800	380	255x205	210x160	17	245		1369,56
ESF 301 ZK	Fixed castor	300x100	2800	380	255x205	210x160	17			1054,44